



MARLEY
COFFEE™

RISE UP



*Marley Coffee™ is not affiliated with, endorsed or sponsored by Nespresso®.
*Marley Coffee™ no está afiliada, avalada ni auspiciada por Nespresso®.

RISE UP - MÁQUINA DE CAFÉ ESPRESSO



RISE UP
MÁQUINA ESPRESSO MACHINE

Cápsulas Marley Coffee
100% Compostables


*Máquina compatible con cápsulas Nespresso®.

Código barra unidad



0 781159 840715

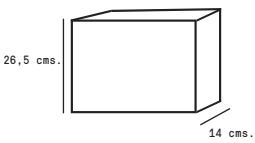
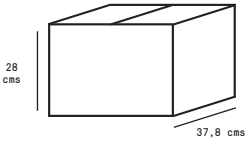
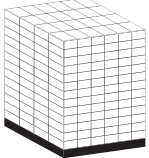
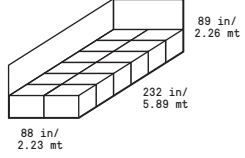
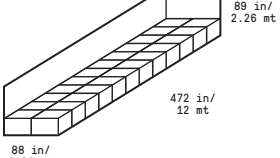
Código barra caja



10781159840712

ESPECIFICACIONES

Package weight/Peso del paquete	Case weight/Peso de la caja	Case Dimensions/ Dimensiones de la caja	Quantity per case/ Cantidad por caja	Display Size/Medida Display
3,4 Kgs	14,7 Kgs	L x W x H 23.1" x 14.8" x 11" Al x An 58,9 cm x 37,8 cm x 28 cm	4 x 3,4 Kgs	L x W 14.5" x 5.5" x 10.4" Al x An 36,9 cm x 14 cm x 26,5 cm
Case pallet/Cajas por pallet	Pallet weight/Peso del pallet	Case cube/Cubicación caja	Pallet height/Altura del Pallet	Pallet configuration/ Configuración pallet
28	907.4 lbs 411,6 Kgs	2.2 Cu Ft/ 0.06 m ³	86"/ 218 cms	14 cases x 7 layers

Display	Case/Caja	Pallet	20 FT container weight:6.913,6 lbs/ Contenedor de 6 Metros: 3.136 Kgs.	40 FT container weight:15.084 lbs/ Contenedor de 8 Metros: 6.842 Kgs.
<p>36,9 cms.</p>  <p>26,5 cms.</p> <p>14 cms.</p>	<p>1 x 4</p> <p>58,9 cms.</p>  <p>28 cms</p> <p>37,8 cms.</p>	<p>Total: 28</p>  <p>↑ 7HI</p> <p>← 4TI</p>	<p>12 pallets</p>  <p>89 in/ 2.26 mt</p> <p>88 in/ 2.23 mt</p> <p>232 in/ 5.89 mt</p>	<p>24 pallets</p>  <p>89 in/ 2.26 mt</p> <p>88 in/ 2.23 mt</p> <p>472 in/ 12 mt</p>

*Marley Coffee™ is not affiliated with, endorsed or sponsored by Nespresso®.

*Marley Coffee™ no está afiliada, avalada ni auspiciada por Nespresso®.